

# Damage record

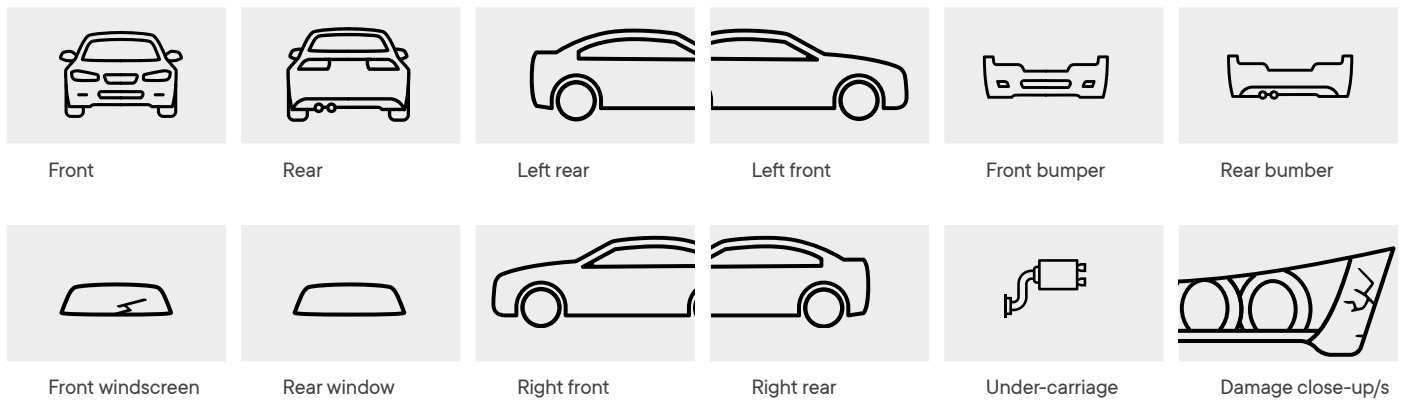


## Photo Guide

**Had an accident and called emergency services (000) if necessary?** As a priority, record all the other driver's details first. (Our comprehensive **Accident Information Data Sheet** makes it easy.) Then, capture images of the accident scene and the vehicles involved with your phone's camera. Remember that damage can be overlooked in the shock of the moment and some damage is not obvious on-site. Use this comprehensive photo guide to ensure you capture everything you need to mitigate your costs and protect your rights moving forward, then **contact TAMMS**. If you're not at fault, we can have you in a like-for-like loan car within an hour.\*

**Recording an accident, the more details the better.** If you're not at fault, these ensure you get all the help you're entitled to.

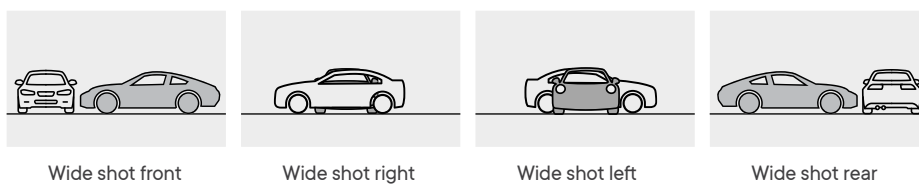
### Your car



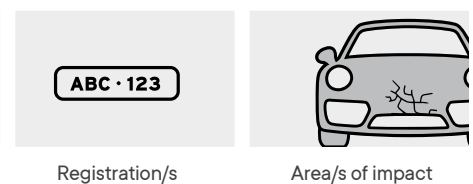
**Don't forget** wide shots from different angles. They show how the accident unfolded.

**Don't forget** the other car and its rego.

### Accident scene



### Other vehicle/s



If your car is clearly undrivable, or if you suspect the drive-train may be damaged, do not attempt to drive the vehicle home. Contact TAMMS. In most states we can arrange towing from the accident scene or from a nominated location.

## Not At Fault?

If you're not-at-fault in a car accident, you have rights. One of them is the entitlement to a loan car as close to yours at no cost to you.\*

Find out if you qualify:  
**1300 951 221**  
**tamms.com.au**



\*Australians who qualify for a car with TAMMS are not liable for rental costs provided they assist TAMMS in the recovery of costs from the at-fault party and act in accordance with our T&Cs. View our T&Cs at TAMMS.com.au/terms-conditions